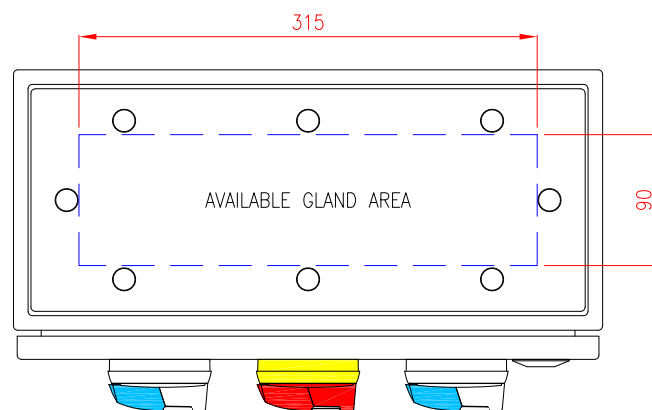


**THIRD ANGLE PROJECTION**  
ALL DIMENSIONS IN mm UNLESS STATED

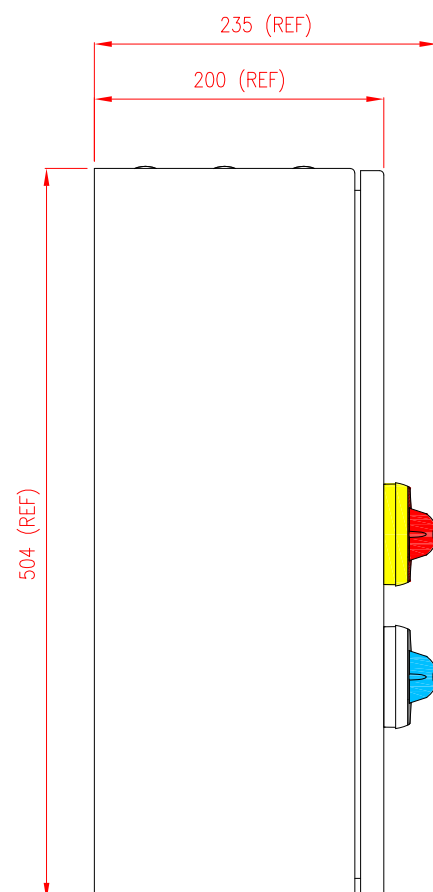
Scale: **Not To Scale** Size: **A3**

- Notes:**
1. MAXIMUM CABLE LUG SIZE FOR MAINS INPUT AND LOAD OUTPUT TERMINALS = 50mm<sup>2</sup> (M6 LUG).
  2. MAXIMUM CABLE SIZE FOR UPS INPUT AND UPS OUTPUT TERMINALS = 16mm<sup>2</sup> (COMPRESSION TERMINALS).
  3. MAXIMUM CABLE SIZE FOR AUXILIARY CONTACTS = 4mm<sup>2</sup>.
  4. REMOVABLE GLANDS PLATES TOP AND BOTTOM.
  5. PANEL COLOUR = RAL 7035.
  6. DOOR SHOWN HINGED ON THE LEFT. CAN BE HINGED ON THE RIGHT ON REQUEST.

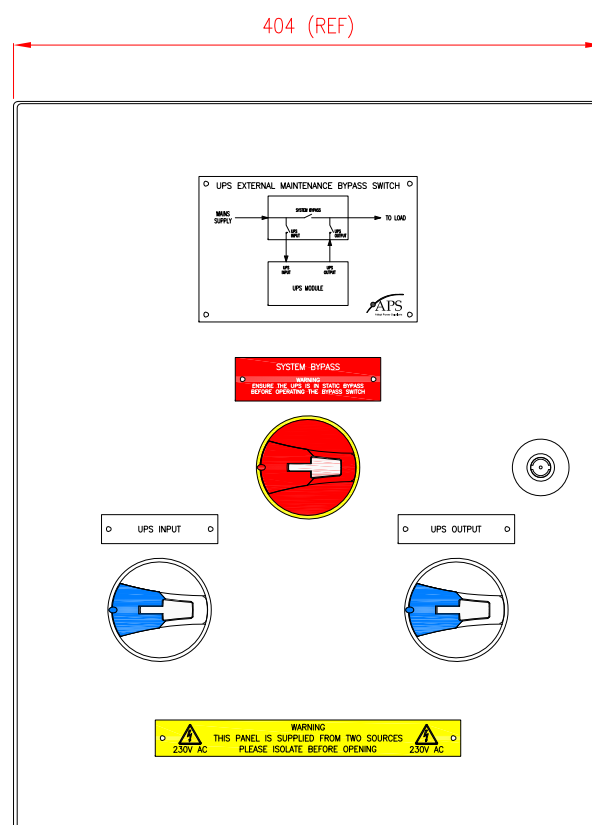
TOP VIEW



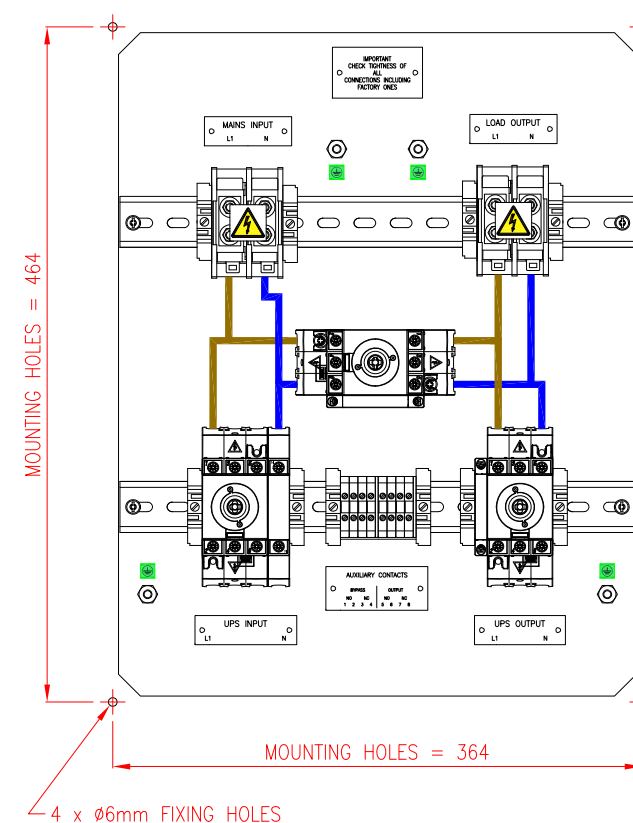
SIDE VIEW



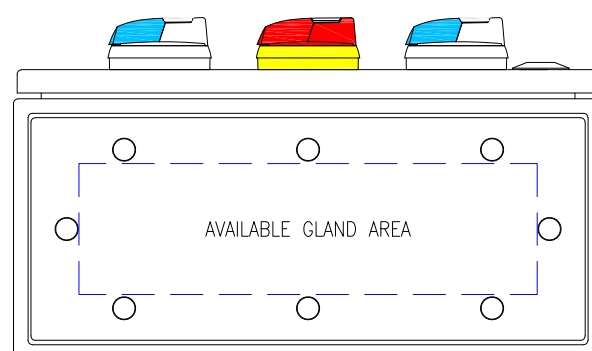
FRONT VIEW



INTERNAL VIEW



BOTTOM VIEW



00	28/01/19	FIRST ISSUE	C.B
			P.J
Rev	Date	Description	Dr'n Ck'd



Unit 1, Viscount Court  
Walworth Industrial Estate, South Way  
Andover, Hampshire, SP10 5NW  
Tel: +44 (0) 1264 351217 Fax: +44 (0) 1264 351217

Project:  
**STANDARD PRODUCT**

Drawing Title:  
**WALL MOUNTED UPS  
EXTERNAL MAINTENANCE  
BYPASS PANEL (TYPE 2)  
SINGLE PHASE IN  
SINGLE PHASE OUT  
RATING - 32A**

Drawn By: **C.B** Date: **28/01/2019**

Checked By: **P.J** Date: **28/01/2019**

Drawing Number:  
**APS-BP-0319-00**